

## Quality policy – PDO & PGI



Outside wines, there were 1 169 products registered as Protected Designation of Origin (PDO) or Protected Geographical Information (PGI) in the EU at the end of 2014. The great majority of them (92%) are represented by agricultural products intended for human consumption, almost equally distributed between PDO and PGI.

The Member State with the highest number of protected products is Italy (with a total of 262 PDO+PGI products), followed by France (with 216 products) and by other Southern European countries (Spain 174, Portugal 124 and Greece 101) and Germany (with 78 products) [Table 4.24.9.1, 1/4].

The categories of products with the highest number of PDO or PGI are 'Cheeses' with 182 PDO, among which 46 from Italy and 45 from France, and 'Fruits, vegetables and cereals' with 198 PGI, among which 68 from Italy and 35 from Spain [Table 4.24.9.1, 2/4]

## ORGANIC FARMING



EU certified organic and in conversion land area has increased in recent years, reaching more than 10 million hectares in 2012.

The largest areas were in Spain, France, Italy and Germany, but in Austria, Sweden, Estonia and the Czech Republic the share of total organic crop area out of total utilised agricultural area was the highest [Table 4.24.9.2-3].

4.24.9.1 Protected designations of origin and protected geographical indications R. (EU) 1151/2012

Tab. 1/4

31/12/2014	Totals											
	Total all categories			1. Agricultural products intended for the human consumption			2. Foodstuffs listed in Annex I			3. Products in Annex II		
	PDO <sup>1</sup>	PGI <sup>2</sup>	PDO+PDI	PDO <sup>1</sup>	PGI <sup>2</sup>	PDO+PDI	PDO <sup>1</sup>	PGI <sup>2</sup>	PDO+PDI	PDO <sup>1</sup>	PGI <sup>2</sup>	PDO+PDI
1	2	3	4	5	6	7	8	9	10	11	12	13
Belgique/België	3	7	10	3	4	7	0	2	2	0	1	1
Bulgarie	0	1	1	0	1	1	0	0	0	0	0	0
Česká republika	6	23	29	6	5	11	0	18	18	0	0	0
Danmark	0	6	6	0	6	6	0	0	0	0	0	0
Deutschland	9	69	78	9	49	58	0	20	20	0	0	0
Eesti	0	0	0	0	0	0	0	0	0	0	0	0
Éire/Ireland	1	4	5	1	3	4	0	1	1	0	0	0
Elláda	74	27	101	71	26	97	2	1	3	1	0	1
España	95	79	174	95	65	160	0	14	14	0	0	0
France	97	119	216	95	113	208	0	6	6	2	0	2
Hrvatska	0	0	0	0	0	0	0	0	0	0	0	0
Italia	160	102	262	157	95	252	2	7	9	1	0	1
Kýpros	0	2	2	0	0	0	0	2	2	0	0	0
Latvija	0	0	0	0	0	0	0	0	0	0	0	0
Lietuva	1	3	4	1	2	3	0	1	1	0	0	0
Luxembourg	2	2	4	2	2	4	0	0	0	0	0	0
Magyarország	6	7	13	6	6	12	0	0	0	0	1	1
Malta	0	0	0	0	0	0	0	0	0	0	0	0
Nederland	5	3	8	5	3	8	0	0	0	0	0	0
Österreich	8	6	14	8	6	14	0	0	0	0	0	0
Polska	8	18	26	8	13	21	0	5	5	0	0	0
Portugal	64	60	124	64	58	122	0	2	2	0	0	0
România	0	1	1	0	1	1	0	0	0	0	0	0
Slovenija	7	10	17	7	10	17	0	0	0	0	0	0
Slovensko	1	7	8	1	6	7	0	1	1	0	0	0
Suomi/Finland	5	2	7	5	1	6	0	1	1	0	0	0
Sverige	1	3	4	1	2	3	0	1	1	0	0	0
United Kingdom	23	32	55	22	29	51	0	3	3	1	0	1
<b>Total EU-28</b>	<b>576</b>	<b>593</b>	<b>1 169</b>	<b>567</b>	<b>506</b>	<b>1 073</b>	<b>4</b>	<b>85</b>	<b>89</b>	<b>5</b>	<b>2</b>	<b>7</b>
Chine	4	6	10	4	5	9	0	1	1	0	0	0
Colombie	0	1	1	0	1	1	0	0	0	0	0	0
Inde	0	1	1	0	1	1	0	0	0	0	0	0
Norvège	0	1	1	0	1	1	0	0	0	0	0	0
Thaïland	0	1	1	0	1	1	0	0	0	0	0	0
Principauté d'Andorre	0	1	1	0	1	1	0	0	0	0	0	0
Türkiye	0	1	1	0	0	0	0	1	1	0	0	0
Viêt Nam	1	0	1	1	0	1	0	0	0	0	0	0
<b>Third Countries Total</b>	<b>5</b>	<b>12</b>	<b>17</b>	<b>5</b>	<b>10</b>	<b>15</b>	<b>0</b>	<b>2</b>	<b>2</b>	<b>0</b>	<b>0</b>	<b>0</b>
<b>Total</b>	<b>581</b>	<b>605</b>	<b>1 186</b>	<b>572</b>	<b>516</b>	<b>1 088</b>	<b>4</b>	<b>87</b>	<b>91</b>	<b>5</b>	<b>2</b>	<b>7</b>

(1) PDO = protected designations of origin

(2) PGI = protected geographical indications

Source: Commission européenne, DG Agriculture et Développement, base de données DOOR accessible via Europa

4.24.9.1 Protected designations of origin and protected geographical indications R. (EU) 1151/2012

Tab. 2/4

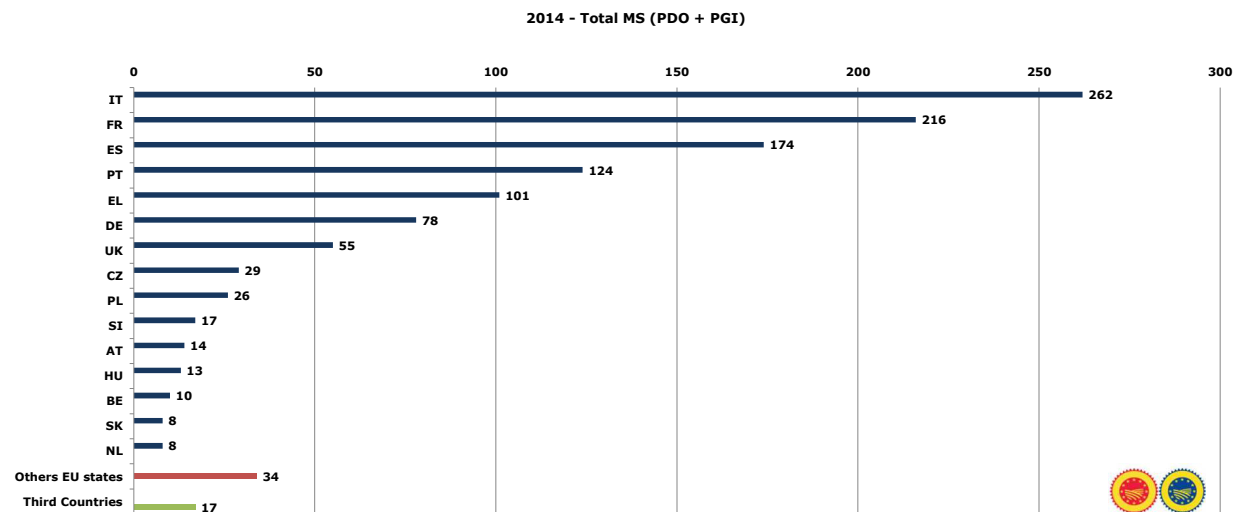
31/12/2014	1. Agricultural products intended for the human consumption listed in annex I of treaty															
	Fresh meat and lights		Meat-based products		Cheeses		Other products of animal origin		Oils and fats		Fruits, vegetables and cereals		Fish, molluscs and crustaceans		Other Annex I products	
	PDO <sup>1</sup>	PGI <sup>2</sup>	PDO <sup>1</sup>	PGI <sup>2</sup>	PDO <sup>1</sup>	PGI <sup>2</sup>	PDO <sup>1</sup>	PGI <sup>2</sup>	PDO <sup>1</sup>	PGI <sup>2</sup>	PDO <sup>1</sup>	PGI <sup>2</sup>	PDO <sup>1</sup>	PGI <sup>2</sup>	PDO <sup>1</sup>	PGI <sup>2</sup>
1	14	15	16	17	18	19	20	21	22	23	24	25	26	27	28	29
Belgique/België				1	1				1		1	2				1
Bulgarie				1												
Česká republika						3					2	1	1	1	3	
Danmark		2				2						2				
Deutschland	3	2		15	4	3				1	1	19		5	1	4
Eesti																
Éire/Ireland		1		1	1									1		
Elláda	2				21				18	11	27	15	1		2	
España		15	5	10	26	2	3	1	30		23	35	1	2	7	
France	9	59	3	10	45	6	4	4	10		19	28	1	3	4	3
Hrvatska																
Italia	1	4	21	16	46	1	5		42	1	34	68	2	3	6	2
Kýpros																
Latvija																
Lietuva						1	1									1
Luxembourg		1		1			1			1						
Magyarország		1	1	3			2				2	2			1	
Malta																
Nederland					4	2					1	1				
Österreich				2	6					1	2	2				1
Polska		1		1	3	2	1	3			3	6	1			
Portugal	17	13	2	34	11	1	12		6		15	10			1	
România												1				
Slovenija				7	4		2	1	1	1		1				
Slovensko						6									1	
Suomi/Finland	1		2								1		1	1		
Sverige						1						1	1			
United Kingdom	5	6		4	10	5	1				2	4	2	7	2	3
<b>Total EU-28</b>	<b>38</b>	<b>105</b>	<b>34</b>	<b>106</b>	<b>182</b>	<b>35</b>	<b>32</b>	<b>9</b>	<b>109</b>	<b>15</b>	<b>133</b>	<b>198</b>	<b>11</b>	<b>23</b>	<b>28</b>	<b>15</b>
Chine											3	3		1	1	1
Colombie																1
Inde																1
Norvège														1		
Thaïland											1					
Principauté d'Andorre		1														
Türkiye																
Viêt Nam													1			
<b>Third Countries Total</b>		<b>1</b>									<b>3</b>	<b>4</b>	<b>1</b>	<b>2</b>	<b>1</b>	<b>3</b>
<b>Total</b>	<b>38</b>	<b>106</b>	<b>34</b>	<b>106</b>	<b>182</b>	<b>35</b>	<b>32</b>	<b>9</b>	<b>109</b>	<b>15</b>	<b>136</b>	<b>202</b>	<b>12</b>	<b>25</b>	<b>29</b>	<b>18</b>

(1) PDO = protected designations of origin  
(2) PGI = protected geographical indications

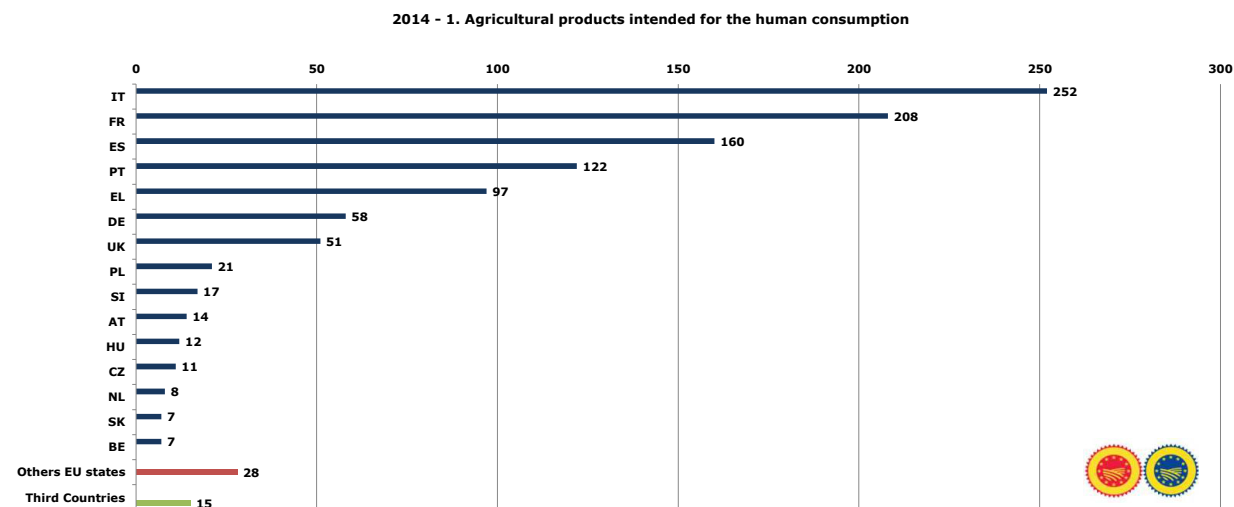
Source: Commission européenne, DG Agriculture et Développement, base de données DOOR accessible via Europa

#### 4.24.9.1 Protected designations of origin and protected geographical indications R. (EU) 1151/2012

PDO + PGI			
Rank			Number
1	IT	Italia	262
2	FR	France	216
3	ES	España	174
4	PT	Portugal	124
5	EL	Elláda	101
6	DE	Deutschland	78
7	UK	United Kingdom	55
8	CZ	Česká republika	29
9	PL	Polska	26
10	SI	Slovenija	17
11	AT	Österreich	14
12	HU	Magyarország	13
13	BE	Belgique/België	10
14	SK	Slovensko	8
15	NL	Nederland	8
		Others EU states	34
		Third Countries	17



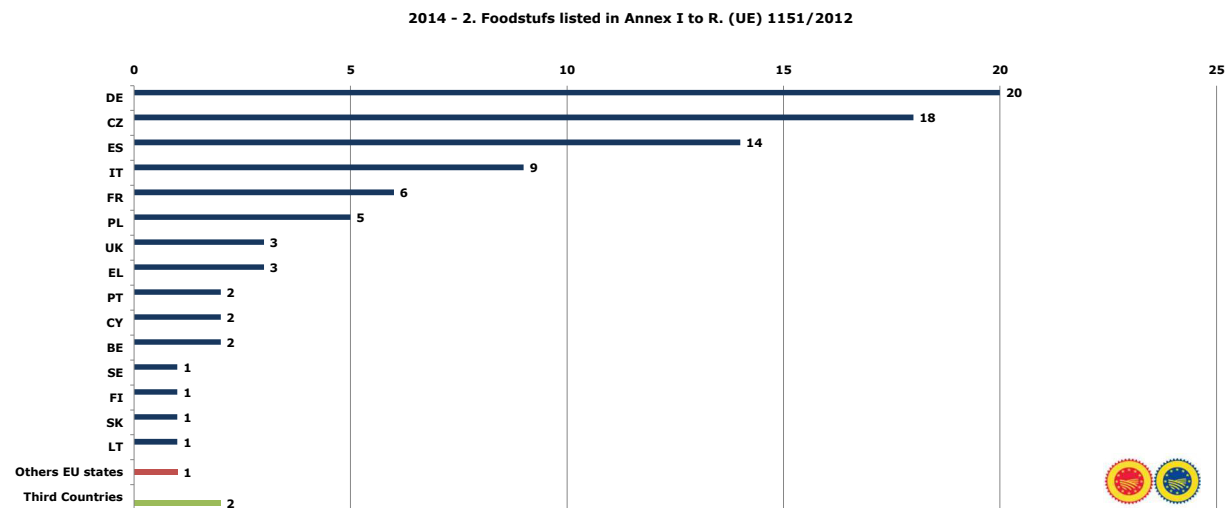
1. Agricultural products intended for the human consumption Listed in the Annex I of Treaty			
Rank			Number
1	IT	Italia	262
2	FR	France	216
3	ES	España	174
4	PT	Portugal	124
5	EL	Elláda	101
6	DE	Deutschland	78
7	UK	United Kingdom	55
8	PL	Polska	29
9	SI	Slovenija	26
10	AT	Österreich	17
11	HU	Magyarország	14
12	CZ	Česká republika	13
13	NL	Nederland	10
14	SK	Slovensko	8
15	BE	Belgique/België	8
		Others EU states	28
		Third Countries	15



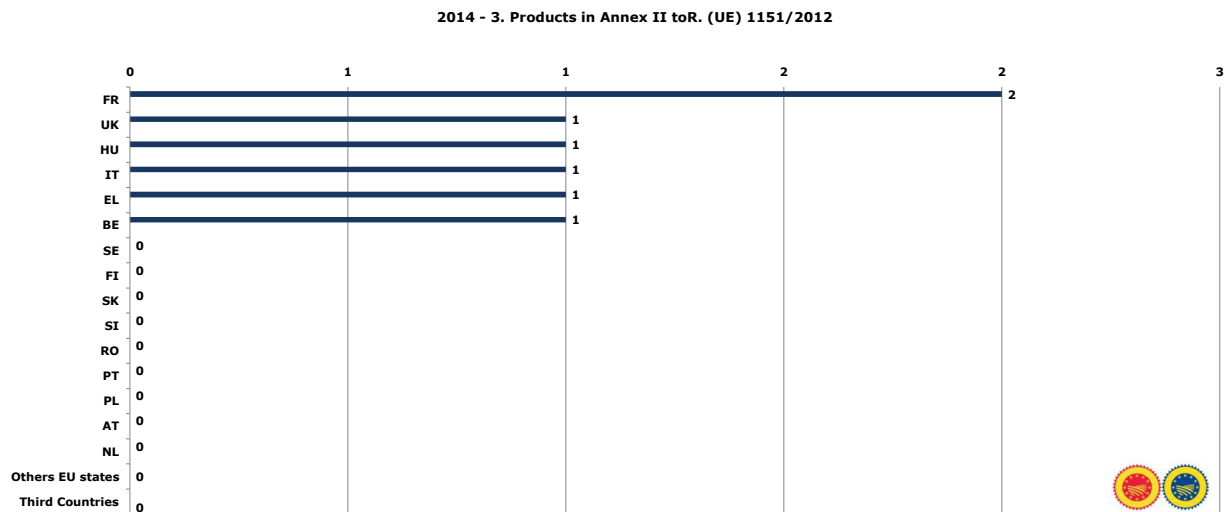
- (1) PDO = protected designations of origin
- (2) PGI = protected geographical indications

4.24.9.1 Protected designations of origin and protected geographical indications R. (EU) 1151/2012

2. Foodstuffs Annex I			
Rank			Number
1	DE	Deutschland	20
2	CZ	Česká republika	18
3	ES	España	14
4	IT	Italia	9
5	FR	France	6
6	PL	Polska	5
7	UK	United Kingdom	3
8	EL	Elláda	3
9	PT	Portugal	2
10	CY	Kýpros	2
11	BE	Belgique/België	2
12	SE	Sverige	1
13	FI	Suomi/Finland	1
14	SK	Slovensko	1
15	LT	Lietuva	1
		Others EU states	1
		Third Countries	2



3. Products in Annex II			
Rank			Number
1	FR	France	2
2	UK	United Kingdom	1
3	HU	Magyarország	1
4	IT	Italia	1
5	EL	Elláda	1
6	BE	Belgique/België	1
7	SE	Sverige	0
8	FI	Suomi/Finland	0
9	SK	Slovensko	0
10	SI	Slovenija	0
11	RO	România	0
12	PT	Portugal	0
13	PL	Polska	0
14	AT	Österreich	0
15	NL	Nederland	0
		Others EU states	0
		Third Countries	0



- (1) PDO = protected designations of origin
- (2) PGI = protected geographical indications

**4.24.9.2 Certified and policy - supported organic and in conversion land area**
**ha**

20/11/2014

	2009	2010	2011	2012	(%) * on UUA Total
1	2	3	4	5	6
Belgique/België	41 459	49 005	55 304	59 718	4.4
Bulgaria	12 321	25 648	25 022	39 138	0.8
Česká republika	376 923	435 610	460 498	468 670	13.1
Danmark	156 433	162 903	162 173	175 113	7.3
Deutschland (1)	947 115	990 702	1 015 626	960 200 b	5.8
Eesti	102 305	121 569	133 779	142 065	14.9
Éire/Ireland	47 864	47 864 e	47 864 e	52 793	1.1
Elláda	326 252	309 823	213 276	462 618	11.1
España	1 602 871	1 615 047	1 803 661	1 756 548	7.5
France	677 513	845 442	977 234	1 032 939	3.6
Hrvatska	:	15 913	31 815	28 675	2.4
Italia	1 106 683	1 113 742 p	1 096 889	1 167 362	8.9
Kýpros	3 184 e	3 184 e	3 184 e	3 923	3.4
Latvija	160 175	166 320	184 096	195 658	10.6
Lietuva	129 055	143 644	152 305	156 539	5.5
Luxembourg	3 614	3 614 e	3 614 e	:	2.7
Magyarország	140 292	127 605	124 402	130 608	2.4
Malta	26 e	24	23	37	0.3
Nederland	49 330	46 233	47 205	48 038	2.6
Österreich	518 172	538 210	536 877	533 230	18.6
Polska	367 062	521 970	609 412	661 956	4.6
Portugal	157 179	210 981	219 683	:	6.1
România	168 288	182 706	229 946	288 261	2.1
Slovenija	29 388	30 689	32 149	35 101	7.3
Slovensko	145 490	174 471 p	166 700 p	:	8.6
Suomi/Finland	166 172	169 168	188 189	197 751	8.7
Sverige (1)	391 524	438 693	480 185	477 685	15.8
United Kingdom	721 726	699 638	638 528	590 011	3.4
<b>EU-27</b>	<b>8 548 416 e</b>	<b>9 174 505 p</b>	<b>9 607 824 p</b>	<b>9 635 962 p</b>	<b>5.7</b>
<b>EU-28</b>	<b>8 548 416 e</b>	<b>9 190 418 p</b>	<b>9 639 639 p</b>	<b>9 664 637 p</b>	<b>5.7</b>
Ísland	:	:	:	:	:
P J R Makedonija	:	:	:	:	:
Montenegro	:	:	:	:	:
Srbija	:	:	:	:	:
Türkiye	:	:	:	:	:

(1) Certified.

b Break in time series

e Estimated

p Provisional

\* Share of total organic crop area out of total Utilised Agricultural Area (%)

#### 4.24.9.3 Number of certified and policy - supported organic and in conversion farms

20/11/2014

	2009	2010	2011	2012	2013
1	2	3	4	5	6
Belgique/België	941	1 131	1 256	1 435	1 487 p
Bulgaria	446	718	1 562	2 754	3 854 p
Česká republika	2 665	3 500	3 904	3 926	3 930 p
Danmark	2 694	2 677	2 687 d	2 661	2 604 p
Deutschland (1)	21 047	21 942	22 506	23 213	23 459 p
Eesti	1 278	1 356	1 431	1 478	1 553 p
Éire/Ireland	1 328	1 366	:	1 263 p	1 398 p
Elláda	23 665	21 161	18 456	27	27 p
España	25 293	27 877	32 195	30 469	30 548 p
France	:	20 645	23 135	24 485	25 486 p
Hrvatska	814	924	1 343 p	1 414	1 609 p
Italia	42 925	41 807	41 831	43 852	45 982 p
Kýpros	732	:	:	746	:
Latvija	4 017	3 593	3 484	3 496	3 473 p
Lietuva	2 652 p	2 623 p	:	2 527 p	2 585 p
Luxembourg	77 p	:	:	:	:
Magyarország	1 620	1 577	1 439	1 563	1 679 p
Malta	17 p	9	11	12	8 p
Nederland	1 413	1 462	1 646	1 658	1 650 p
Österreich	21 000	22 132	22 058	21 843 p	:
Polska	17 092	20 578	23 427	25 946	26 626 p
Portugal	2 299 p	3 371 p	3 563 p	:	:
România	3 078	2 986	9 443	15 315	14 901 p
Slovenija	2 096	2 218	2 363	2 682	3 053 p
Slovensko	363	394 p	365 p	:	:
Suomi/Finland	4 043	4 022	4 114	4 322	4 284 p
Sverige (1)	4 602	5 083	5 524	5 601	5 586 p
United Kingdom	5 156	4 949	4 650	4 281	3 918 p
<b>EU-27</b>	<b>192 539 p</b>	<b>219 177 p</b>	<b>231 050 p</b>	<b>225 555 p</b>	<b>208 091 p</b>
<b>EU-28</b>	<b>193 353 p</b>	<b>220 101 p</b>	<b>232 393 p</b>	<b>226 969 p</b>	<b>209 700 p</b>
Ísland	:	:	:	:	33 p
P J R Makedonija	:	:	:	:	:
Montenegro	:	:	:	:	:
Srbija	:	:	:	:	1 282 p
Türkiye	:	:	:	:	:

(1) (certified)

d Definition differs, see Eurostat metadata

p Provisional

Sources: European Commission Eurostat [food\_act2], DG Agriculture and Rural Development.